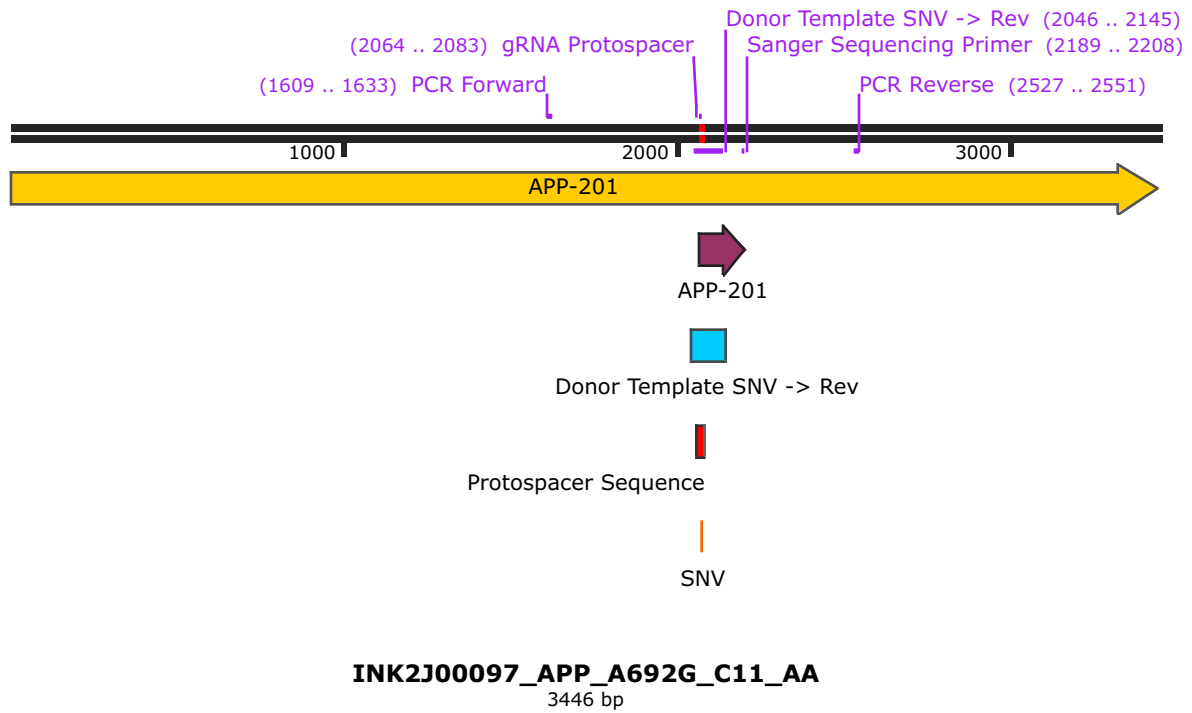


Sequence: INK2J00097\_APP\_A692G\_C11\_AA.dna (Linear / 3446 bp)

Features: 28 total

Primers: 5 total

amyloid beta precursor protein [Source:HGNC Symbol;Acc:HGNC:620]



5' CTTGTTCTTTGAAGCTTTGAAGGCAGGACTTCTCTCTAGTGATGAAAGTCCTAGA 55  
 3' GAACAAGAACTTCGAAACTTCCGTCCTGAAGAGAGATCACTACTTTCAGGATCT  
 APP-201 >

TGGCATTCTTCCAAATAAGTCTGTTTCATCTCCACTGAAAATCTGTTATTTAG 110  
 ACCGTAAAAGAAGGTTTATTCAGACAAAGTAGAGGTGACTTTTAGACAATAAATC  
 APP-201 >

TGTAGCCACCTTCATCAGGAGTCTTATCTAGATCTTCTGGATAACTTATTGCAGC 165  
 ACATCGGTGGAAGTAGTCCTCAGAATAGATCTAGAAGACCTATTGAATAACGTCG  
 APP-201 >

TTCTACATCAGCACTTGCTGCTTCACCTTGCACCTTCTGTGTTATGGAGATGGCTT 220  
 AAGATGTAGTCGTGAACGACGAAGTGGAACGTGAAGACACAATACCTCTACCGAA  
 APP-201 >

CTTCCCTTAAACCTCATGAAATCAACCTCTCCCAACTTTTTTTCTTCTGCAGCT 275  
 GAAGGGAATTTGGAGTACTTTAGTTGGAGAGGGTTGAAAAAAGAAGACGTCGA  
 APP-201 >

TCTTCACCTCTCTCATCCTTCATAGAATTGAAGACAGTTGTGGGCCTTGTTCCTTG 330  
 AGAAGTGGAGAGAGTAGGAAGTATCTTAACTTCTGTCAACACCCGGAACAAGAAC  
 APP-201 >

ATTAGGCTTTGGCCTAAGAGAATGTTGTGGTTGGTTTGATCTTCCATCCAGACAA 385  
 TAATCCGAAACCGGATTCTCTTACAACCAACCAAACCTAGAAGGTAGGTCTGTT  
 APP-201 >

CTAAAAGTTTTCTCCGTATCAGCAATAAGGCTGTTTTGCTTTATCATTGTGTGC 440  
 GATTTTCAAAGAGGCATAGTCGTTATTCCGACAAAACGAAATAGTAAACACACG  
 APP-201 >

TCACTGGAGTAGCACTTTTAATCTCCTTCAAGAGCTTTTCTTTGCATTCACAACT 495  
 AGTGACCTCATCGTGAAAATTAGAGGAAGTTCTCGAAAAGAAACGTAAGTGTTGA  
 APP-201 >

TGGCTAACTGGCACAAGAATCTTGGCTTTCAATATGCCTTGCCCACTAAGCTTAA  
 ACCGATTGACCGTGTCTTAGAACCGAAAGTTATACGGAACGGGTGATTCGAATT



550

TTATTTCTAGCTTTTGCTTTAAAGTGAGAGACCTGTGACTCTTCCTTTCACTTGA  
 AATAAAGATCGAAAACGAAATTTCACTCTCTGGACACTGAGAAGGAAAGTGAAC



605

ATACTTAAGAGGCCACTGTAGGGTTATTTACTGGCCCACTTTCAATATTGTTGTC  
 TATGAATTCTCCGGTGACATCCCAATAAATGACCGGGTGAAAGTTATAACAACAG



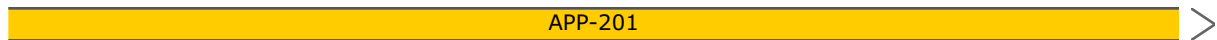
660

TCTCAAGGGATAGGGAGCCTGGGAGTTGAGGGGGTGGAGTGCCAGTTTGGGGGG  
 AGAGTTCCCTATCCCTCGGACCCTCAACTCCCCACCTCACCGGTCAAACCCCC



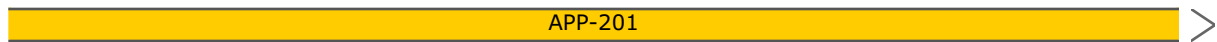
715

CAGACAGAACACACACAACATTTATTGATTTAGTTTGCTGTCTTTATGGGCATGT  
 GTCTGTCTTGTGTGTGTTGTAAATAACTAAATCAAACGACAGAAATACCCGTACA



770

TTCATGACACTCCAAAACAATTTAAATAGTAACATCAAAGGCCACTGATCACAGA  
 AAGTACTGTGAGGTTTTGTTAATTTTATCATTGTAGTTTCCGGTGACTAGTGCT



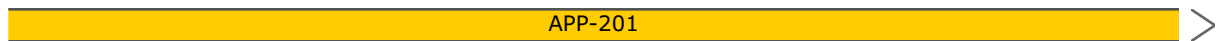
825

TCACCAAACAGATATAATAATTTTAAATGTTTGAATATTTAAATAATTACCAAAA  
 AGTGTTTGTCTATATTATTAATAAATTACAACTTATAAATTTATTAATGGTTTT



880

TGTGACACAGACATGAAGTGAACCTGTGTTCACTGTTGGAAAAATGGCACCAATA  
 ACACTGTGTCTGTACTTCACTTGGACACAAGTGACAACCTTTTTACCGTGGTTAT



935

GACTTGTTTCGATGCAGGGTTACCAGAAACCTTTTTGTTTTTTTTTTTAAATACT  
 CTGAACAAGCTACGTCCCAATGGTCTTTGGAAAAACAAAAAATAAATTTATGA



990

ATCTGTAAGCACTACTGTACAATAAAGCTATGTATGCCTGTATTTTCATTAAGTT  
 TAGACATTTCGTGATGACATGTTATTTTCGATACATACGGACATAAAAAGTAATTCAA



1045

GCAGAGCAAACGTGGTAATATTTAGCTTTAGTTTTACTTCATCTGGCATAAGATC  
 CGTCTCGTTTGCACCATTATAAATCGAAATCAAATGAAGTAGACCGTATTCTAG



1100

AACTCCTTATATAACAAGATGATAAAAGTTGTGGTGTGCTTCTATAATTTCAATTC  
 TTGAGGAATATATTGTTCTACTATTTTCAACACCACACGAAGATATTAAGTAAG



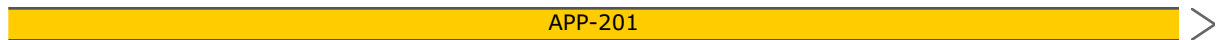
1155

AAGTAGATAAAGTTGAAAAATAATGACTTGTCTTTATAAACAGTATGAAGCAATG  
 TTCATCTATTTCAACTTTTTTATTACTGAACGAAAATATTTGTCATACTTCGTTAC



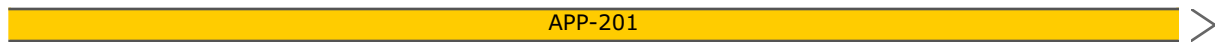
1210

TAGTGCAGTAAATGAAATTTTATTCCTTCTTTACAATGTTCTCAAATTATTTTT  
 ATCACGTCATTTACTTTAAAATAAGGAAGAAATGTTACAAGAGTTTTAATAAAAA



1265

ATGTTTAATCCAAATAAAGAGCAAGAATAAAGCAACATTTTCAGATTTTGGTTTCT  
 TACAAATTAGGTTTATTTCTCGTTCTTATTTTCGTTGTAAAGTCTAAAACCAAAGA



1320

GGAGACAATAGTTAGAAAGCATGAGTTATGAGTGACTTAAAATTCTTGTTGCCTG  
 CCTCTGTTATCAATCTTTCTGACTCAATACTCACTGAATTTTAAGAACCAACGGAC



1375

TACTTCACTTTGAAATAACATTATGCTTTAAAAGCATTACACTGCTAAAGGTTA  
 ATGAAGTGAACTTTATTGTAATACGAAATTTTTCGTAATGTGACGATTTCCAAT



1430

ATTAGAATTCTGCAGAATTACTATAGCTAAAAGTAGGTAACAAGATATCTTTTTT  
 TAATCTTAAGACGTCTTAATGATATCGATTTTCATCCATTGTTCTATAGAAAAA



1485

TCTATTGTTTAACTCCTTTGTTTCAGAATGCCTATTCCTGTGCATTAAAAGTGTC  
 AGATAACAAATTGAGGAAACAAAGTCTTACGGATAAAGGACACGTAATTTTCACAG

APP-201 >

CCTCCAAGGAAATTAGGACATCTGCAGAGTTGAAAAACACCTAAGTCTCAGTCAC  
 GGAGGTTCTTTAATCCTGTAGACGTCTCAACTTTTTGTGGATTCAGAGTCAGTG

APP-201 >

PCR Forward  
 TCAGGGCTCAGAGTGCTATGACTAG

TTAGAGTCACACATCAGGGCTCAGAGTGCTATGACTAGGAAAATGCTGACCTCCT  
 AATCTCAGTGTGTAGTCCCGAGTCTCACGATACTGATCCTTTTACGACTGGAGGA

APP-201 >

TTCATTAGTATGATCGTGCCTTTCCAGCTTTTGATAGATCCAAGCGCTATCTTCC  
 AAGTAATCATACTAGCACGGAAAGGTCGAAAACCTATCTAGGTTTCGCGATAGAAGG

APP-201 >

CACCACTCACCAAATGTTCCACCTGTCAAAGGGTTTCAGGTCCTGCAGACTTCG  
 GTGGTGAGTGGTTTACAAGGTGGACAGTTTCCCAAAGTCCAGGGACGTCTGAAGC

APP-201 >

GTTTTGACCTGTGGGGAAAGTAGACTTCCTCGAACTGGGGAAAGCCACATGTTGTA  
 CAAAACCTGGACACCCCTTTCATCTGAAGGAGCTTGACCCCTTCGGTGTACAACAT

APP-201 >

CATCCTTCTATAAACTATGATTATCATTCTTAGTAGGAAAATATGTGATTTCTTT  
 GTAGGAAGATATTTGATACTAATAGTAAGAATCATCCTTTTATACACTAAAGAAA

APP-201 >

TTTTTTTTTTTTTTTTAAAGTAAGCATCAAATATTTGACCAACCAGTTGGGCAGA  
 AAAAAAAAAAAAAAAAAAATTTCAATTCGTAGTTTATAAACTGGTTGGTCAACCCGTCT

APP-201 >

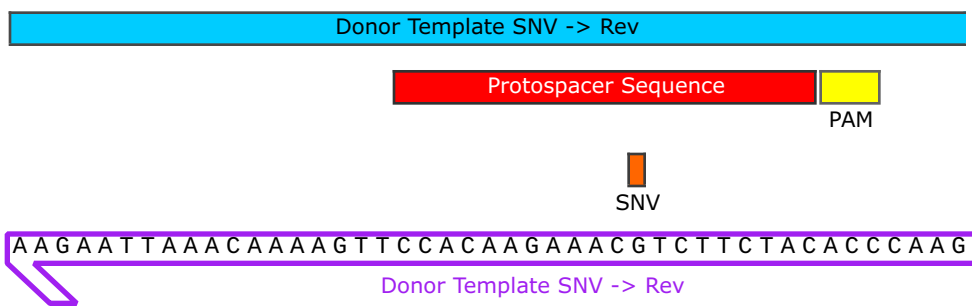
GAATATACTGAAACTTTTTATATAACCTCATCAAATGTCCCCTGCATTTAAGAA  
 CTTATATGACTTTGAAAAATATATTGGAGTAGGTTTACAGGGGACGTA AATTCTT

APP-201 >

ATGAAATTCTTCTAATTGCGTTTATAAATTGTAATTATATTGCATTTAGAAATT  
 TACTTTAAGAAGATTAACGCAAATATTTAACATTTAATATAACGTAATCTTTAA  
 APP-201

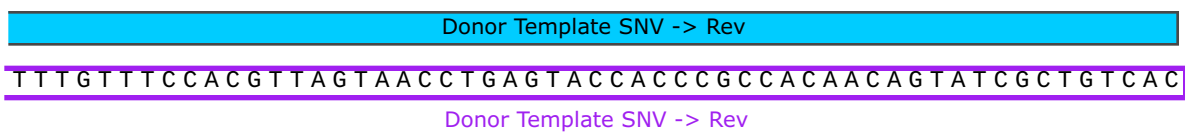
gRNA Protospacer  
 GGTGTTCTTTG G AGAAGATG  
 AAAATTCTTTTTCTTAATTTGTTTTCAAGGTGTTCTTTG C AGAAGATGTGGGTTT C  
 TTTTAAGAAAAAGAATTAACAAAAGTTCCACAAGAAAC G TCTTCTACACCCAAG  
 APP-201

690 695  
 V F F A E D V G S  
 ENSE00003998286  
 APP-201



AAACAAAGGTGCAATCATTGGACTCATGGTGGGCGGTGTTGTCATAGCGACAGTG  
 TTTGTTTCCACGTTAGTAACCTGAGTACCACCCGCCACAACAGTATCGCTGTCAC  
 APP-201

700 705 710 715  
 N K G A I I G L M V G G V V I A T V  
 ENSE00003998286  
 APP-201

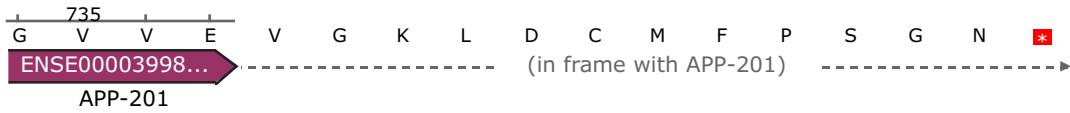


ATCGTCATCACCTTGGTGATGCTGAAGAAGAAACAGTACACATCCATTCATCATG  
 TAGCAGTAGTGGAACCACTACGACTTCTTCTTTGTCATGTGTAGGTAAGTAGTAC  
 APP-201

720 725 730  
 I V I T L V M L K K Q Y T S I H H  
 ENSE00003998286  
 APP-201



GTGTGGTGGAGGTAGGTAAACTTGACTGCATGTTTCCAAGTGGGAATTAAGACTA  
 CACACCACCTCCATCCATTTGAACTGACGTACAAAGGTTACCCCTTAATTCTGAT



CACACCAC

Sanger Sequencing Primer

TGAGAGAATTAGGCTTAGCTTTTGGCTAAGAACTAGCTAAGTATCTCTTTTAAAA  
 ACTCTCTTAATCCGAATCGAAAAACGATTCTTGATCGATTCATAGAGAAAATTTT



AACGAATCAGTGTGCTTCCATGATGCTTGGGTTACAGTTGTTCTTTCTTGTTTTG  
 TTGCTTAGTCCACACGAAGGTA CTACGAACCCAATGTCAACAAGAAAGAACAAAAC



GTTTTCAATTCATTGCAACTTACCGTGAATATTCTGCTCAAGGTATTGAGAGTGTG  
 CAAAAGTAAGTAACGTTGAATGGCACTTATAAGACGAGTTCCATAACTCTCACAC



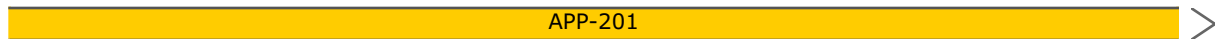
TGTTGTTATCTCAACTTACAATTTGTGTTGAAGTTATCAAAAATAATACAAATGAT  
 ACAACAATAGAGTTGAATGTTAAACACA ACTTCAATAGTTTTATTATGTTTACTA



AATGCATGACTTTAAAAAAGCATGATTACTCTTAGACTTTTTTTTTTCAAACACA  
 TTACGTA CTGAAATTTTTTCGTA CTAA TGAGAATCTGAAAAAAAAGTTTGTGT



AGCAACAAAAACCAGTACAAGAAGTTAAAAATAAAAATAGAAGTAGGAAGTTGCT  
 TCGTTGTTTTTGGTCATGTTCTTCAATTTTTATTTTTATCTTCATCCTTCAACGA



TCGTTGTTTTTGGTCATGTTCT

PCR Reverse

TTTTCCAAAAAACTAAACATGTTTATTCTTGGATTTCTTTTGTCTTAAATAGTC  
 +-----+-----+-----+-----+-----+-----+-----+-----+-----+-----+  
 AAAAGGTTTTTTTGTATTGTACAAATAAGAACCTAAAGAAAACAGAATTTATCAG

APP-201 >

2640

TGGCCTCTCAATACAACCAGGTAATAGTAAATAATGTGACTTTTTCAGTGCAGACT  
 +-----+-----+-----+-----+-----+-----+-----+-----+-----+-----+  
 ACCGGAGAGTTATGTTGGTCCATTATCATTTATTACACTGAAAAGTCAAGTCTGA

APP-201 >

2695

CTTACCTTTAAAGTTTCTCAGGAAATCACACTATACCAAATGGCCACCAAACA  
 +-----+-----+-----+-----+-----+-----+-----+-----+-----+-----+  
 GAATGGAAATTTCAAAGAGTCTTTAGTGTGATATGGTTTACCGGGTGGTTTTGT

APP-201 >

2750

TACATGATTGTTATTTGAGAGTTCTGCAACCTATTACCTGCACTTCCACCTGAA  
 +-----+-----+-----+-----+-----+-----+-----+-----+-----+-----+  
 ATGTACTAACAATAAACTCTCAAGACGTTGGATAATGGGACGTGAAGGTGGACTT

APP-201 >

2805

ATATCTTAGTTTCAAGGTGCTATACTAAAACAAGAAAGAGAGAAAGAAAATTTAC  
 +-----+-----+-----+-----+-----+-----+-----+-----+-----+-----+  
 TATAGAATCAAAGTTCCACGATATGATTTTGTCTTTCTCTCTTTCTTTTAAATG

APP-201 >

2860

GAATAAGTTATTTTTATGCATTTGAAATGCCATTTGGATGGGGGAAAAAGTGTTA  
 +-----+-----+-----+-----+-----+-----+-----+-----+-----+-----+  
 CTTATTCAATAAAAAATACGTAAACTTTACGGTAAACCTACCCCTTTTTCCACAAT

APP-201 >

2915

AAATCTCACAGTATATGCAACTTTTTAGGAAACTGTCTTGCAGAGAGTATAGTGT  
 +-----+-----+-----+-----+-----+-----+-----+-----+-----+-----+  
 TTTAGAGTGTCATATACGTTGAAAAATCCTTTGACAGAACGTCTCTCATATCACA

APP-201 >

2970

AAACATAACTTTTATATGCACAGGGAAACTGAAAAATTTGTGTGACATTTAATTG  
 +-----+-----+-----+-----+-----+-----+-----+-----+-----+-----+  
 TTTGTATTGAAAATATACGTGTCCCTTTGACTTTTTAAACACACTGTAATTAAC

APP-201 >

3025

CGATATTTTAAGAGTTATGGAATTTTTAGAGCTGAAAGATTTATTGATGATGACC  
 +-----+-----+-----+-----+-----+-----+-----+-----+-----+-----+  
 GCTATAAAATTTCTCAATACCTTAAAAATCTCGACTTTCTAAATAACTACTACTGG

APP-201 >

3080



AATCAAATTGATCTTCTCATCTTGTAGATGAGGGAACTGAGGCCGAGACAGAAGG 3135  
 TTAGTTTAACTAGAAGAGTAGAACATCTACTCCCTTGACTCCGGCTCTGTCTTC



GTTCAAATTATGCAAGGTCAAGCTCAGAGTCCAGATTTCCCTCATATTCCCCAT 3190  
 CAAGTTTAAATACGTTCCAGTTCGAGTCTCAGGTCTAAAGGGGAGTATAAGGGGTA



TGCTTTTTTTTTTTTTTTTTTGGAGACAGTCTCGCGCTGTTGCCCAGGCTGGATCTT 3245  
 ACGAAAAAAAAAAAAAAAAAACTCTGTTCAGAGCGCGACAACGGGTCCGACCTAGAA



GGCTCACTGCAACCTCTGCCTCCTGGGTTCAAGCAATTCTCTTGTCTCAGCTTCC 3300  
 CCGAGTGACGTTGGAGACGGAGGACCCAAGTTCGTTAAGAGAACAGAGTCTGAAGG



TGAGTAGCTGGGACTATGGGCACACGCCACCATGCCCGGCTAATTTTTGTTTTTA 3355  
 ACTCATCGACCCTGATACCCGTGTGCGGTGGTACGGGCCGATTA AAAACAAAAT



GTAGAGACAGGGTTTCACCATATTGGTTCAGGCTGGTCTCGAACTCCTGACCTCAG 3410  
 CATCTCTGTCCCAAAGTGGTATAACCAGTCCGACCAGAGCTTGAGGACTGGAGTC



GTGATCCACCCGCCTTGGCTTCCCAAAGTGCTGGGA 3'  
 CACTAGGTGGGCGGAACCGAAGGGTTTACGACCCT 5' 3446



Feature	Location	Size		±	Type
<b>APP-DT</b>	1 .. 3446	3446 bp	■	←	gene
/note	= gene <a href="#">ENSG00000273492</a> lncRNA				
✓ <b>APP-201</b>	1 .. 3446	3446 bp	■	→	prim_transcript
/note	= primary transcript <a href="#">ENST00000346798</a>				
<b>APP-202</b>	1 .. 3446	3446 bp	■	→	prim_transcript
/note	= primary transcript <a href="#">ENST00000348990</a>				
<b>APP-203</b>	1 .. 3446	3446 bp	■	→	prim_transcript
/note	= primary transcript <a href="#">ENST00000354192</a>				
<b>APP-204</b>	1 .. 3446	3446 bp	■	→	prim_transcript
/note	= primary transcript <a href="#">ENST00000357903</a>				
<b>APP-205</b>	1 .. 3446	3446 bp	■	→	prim_transcript
/note	= primary transcript <a href="#">ENST00000358918</a>				
<b>APP-206</b>	1 .. 3446	3446 bp	■	→	prim_transcript
/note	= primary transcript <a href="#">ENST00000359726</a>				
<b>APP-208</b>	1 .. 3446	3446 bp	■	→	prim_transcript
/note	= primary transcript <a href="#">ENST00000439274</a>				
<b>APP-209</b>	1 .. 3446	3446 bp	■	→	prim_transcript
/note	= primary transcript <a href="#">ENST00000440126</a>				
<b>APP-213</b>	1 .. 3446	3446 bp	■	→	prim_transcript
/note	= primary transcript <a href="#">ENST00000464867</a> Retained intron				
<b>APP-218</b>	1 .. 3446	3446 bp	■	→	prim_transcript
/note	= primary transcript <a href="#">ENST00000707132</a> protein_coding_CDS_not_defined				
<b>APP-219</b>	1 .. 3446	3446 bp	■	→	prim_transcript
/note	= primary transcript <a href="#">ENST00000707133</a> protein_coding_CDS_not_defined				
<b>APP-220</b>	1 .. 3446	3446 bp	■	→	prim_transcript
/note	= primary transcript <a href="#">ENST00000707134</a> protein_coding_CDS_not_defined				
<b>APP-DT-201</b>	1 .. 3446	3446 bp	■	←	prim_transcript
/note	= primary transcript <a href="#">ENST00000608591</a> lncRNA				
<b>APP-DT-202</b>	1 .. 3446	3446 bp	■	←	prim_transcript
/note	= primary transcript <a href="#">ENST00000609365</a> lncRNA				
<b>APP-DT-203</b>	1 .. 3446	3446 bp	■	←	prim_transcript
/note	= primary transcript <a href="#">ENST00000664668</a> lncRNA				

Feature	Location	Size		±	Type
✓ <b>Donor Template SNV -&gt; Rev</b>	2046 .. 2145	100 bp			misc_feature
✓ <b>Protospacer Sequence</b>	2064 .. 2083	20 bp			misc_feature
✓ <b>APP-201</b>	2065 .. 2211	147 bp			CDS
/note	= coding sequence <a href="#">ENSP00000284981</a>				
/translation	= VFFAEDVGSNKGAIIGLMVGGVVIATVIVITLVMLKKKQYTSIHGGVVE 49 amino acids = 5.2 kDa				
<b>APP-202</b>	2065 .. 2211	147 bp			CDS
/note	= coding sequence <a href="#">ENSP00000345463</a>				
/translation	= VFFAEDVGSNKGAIIGLMVGGVVIATVIVITLVMLKKKQYTSIHGGVVE 49 amino acids = 5.2 kDa				
<b>APP-203</b>	2065 .. 2211	147 bp			CDS
/note	= coding sequence <a href="#">ENSP00000346129</a>				
/translation	= VFFAEDVGSNKGAIIGLMVGGVVIATVIVITLVMLKKKQYTSIHGGVVE 49 amino acids = 5.2 kDa				
<b>APP-204</b>	2065 .. 2211	147 bp			CDS
/note	= coding sequence <a href="#">ENSP00000350578</a>				
/translation	= VFFAEDVGSNKGAIIGLMVGGVVIATVIVITLVMLKKKQYTSIHGGVVE 49 amino acids = 5.2 kDa				
<b>APP-205</b>	2065 .. 2211	147 bp			CDS
/note	= coding sequence <a href="#">ENSP00000351796</a>				
/translation	= VFFAEDVGSNKGAIIGLMVGGVVIATVIVITLVMLKKKQYTSIHGGVVE 49 amino acids = 5.2 kDa				
<b>APP-206</b>	2065 .. 2211	147 bp			CDS
/note	= coding sequence <a href="#">ENSP00000352760</a>				
/translation	= VFFAEDVGSNKGAIIGLMVGGVVIATVIVITLVMLKKKQYTSIHGGVVE 49 amino acids = 5.2 kDa				
<b>APP-208</b>	2065 .. 2211	147 bp			CDS
/note	= coding sequence <a href="#">ENSP00000398879</a>				
/translation	= VFFAEDVGSNKGAIIGLMVGGVVIATVIVITLVMLKKKQYTSIHGGVVE 49 amino acids = 5.2 kDa				
<b>APP-209</b>	2065 .. 2211	147 bp			CDS
/note	= coding sequence <a href="#">ENSP00000387483</a>				
/translation	= VFFAEDVGSNKGAIIGLMVGGVVIATVIVITLVMLKKKQYTSIHGGVVE 49 amino acids = 5.2 kDa				
✓ <b>SNV</b>	2075 .. 2075	1 bp			misc_feature
/note	= SNV = G REV = C				
✓ <b>PAM</b>	2084 .. 2086	3 bp			misc_feature

Primer	Length	Binding Sites	Tm	Date Added
✓ <b>PCR Forward</b>	25-mer	1609 .. 1633	61°C	Jun 19, 2024
/sequence = TCAGGGCTCAGAGTGCTATGACTAG 52% GC / 7722.1 Da				
✓ <b>Donor Template SNV -&gt; Rev</b>	100-mer	2046 .. 2145	75°C	Jun 19, 2024
/sequence = CACTGTCGCTATGACAACACCGCCACCATGAGTCCAATGATTGCACCTTTGTTTGAACCCACATCTTCTGCAAAGAACACCTTGAAAA CAAATTAAGAA 43% GC / 30,578.9 Da				
✓ <b>gRNA Protospacer</b>	20-mer	2064 .. 2083	49°C	Jun 19, 2024
/sequence = GGTGTTCTTTGGAGAAGATG 45% GC / 6243.1 Da				
✓ <b>Sanger Sequencing Primer</b>	20-mer	2189 .. 2208	55°C	Jun 18, 2024
/sequence = CACCACCCATGATGAATGG 50% GC / 6095.0 Da				
✓ <b>PCR Reverse</b>	25-mer	2527 .. 2551	59°C	Jun 18, 2024
/sequence = CTTGTACTGGTTTTTGTGCTTGTG 40% GC / 7682.1 Da				